



# LTLAC1-W | DATASHEET

## Diffusive strobed low angle ring light illuminator - large size medium power white



### KEY ADVANTAGES

#### Ultra high-power light output and strobe mode only operation

For the inspection of fast moving object and an extended LED lifetime.

#### Rugged industrial design with built-in industrial connector

For easy integration into any machine vision system.

#### Compatible LTDV strobe controllers available

For easy and appropriate power, control and synchronization of the illuminator.

#### Low angle beam shaping diffuser

Highly diffusive material avoids hot spots formation and ensures uniform light intensity.



**LTLA series** are high-power diffusive LED strobed low-angle ring light illuminators designed to provide darkfield lighting and to effectively enhance minute surface features or textures.

### SPECIFICATIONS

#### Lighting specifications

Illumination area diameter	(mm)	100
Optimal working distance	(mm)	5-50
Number of LEDs		40
Light color, Peak wavelength		white, > 6000 K
Spectral FWHM	(nm)	-
Illuminance <sup>1</sup>	(klux)	70
Diffuser		yes

#### Electrical specifications

Power supply mode		Strobe only, constant current driving
Peak power consumption	(W)	n.a.
Min pulse current	(A)	3.5
Max pulse current	(A)	7.5
Max pulse duration <sup>2</sup>	(ms)	1
Max duty cycle	(%)	1.5
Estimated MTBF <sup>3</sup>	(hours)	> 50000
Connector		M12
Included cable		CBLT001

<sup>1</sup> Measured at maximum current and maximum working distance

<sup>2</sup> At 25°C. At max pulse width (1ms), max pulse frequency = 15 Hz

<sup>3</sup> At 25°C

#### Mechanical specifications

Aperture Diameter	(mm)	102
Length	(mm)	206.0
Width	(mm)	206.0
Height	(mm)	76.0
Mass	(g)	2500
Clamping system		8x M6 threaded holes

#### Environment

Operating temperature	(°C)	0-40
Storage temperature	(°C)	0-50
Operating relative humidity	(%)	20-85, non condensing
Installation		Indoor use only

#### Eye safety

Risk group (CEI EN 62471:2010)		Exempt
--------------------------------	--	--------

### COMPATIBLE PRODUCTS

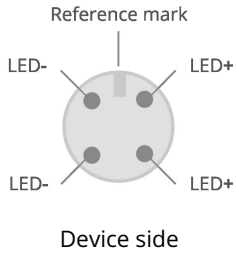
Full list of compatible products available [here](#).



A wide selection of innovative machine vision components.

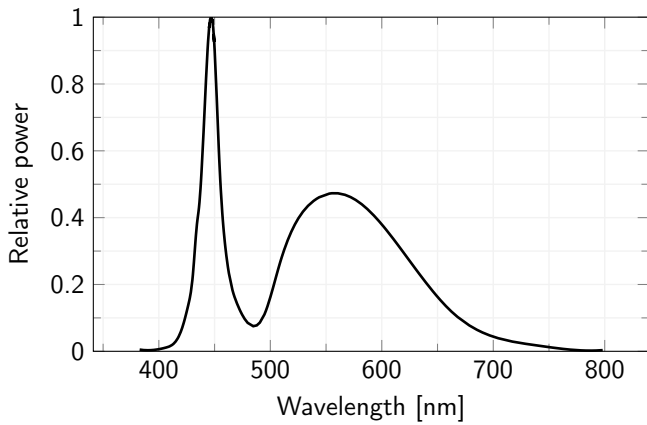
All product specifications and data are subject to change without notice to improve reliability, functionality, design or other. Photos and pictures are for illustration purposes only. Data are reported by design, actual lens performance may vary due to manufacturing tolerances.

**CONNECTOR PINOUT**

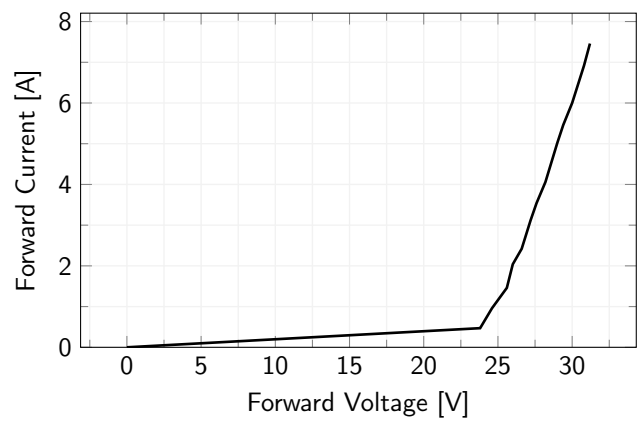


Function	Cable color
LED +	Brown
LED +	White
LED -	Blue
LED -	Black

**LED color spectrum**



**Forward Current Characteristics**



All product specifications and data are subject to change without notice to improve reliability, functionality, design or other. Photos and pictures are for illustration purposes only. Data are reported by design, actual lens performance may vary due to manufacturing tolerances.